

CHARACTER PROFILE TEMPLATE

NAME: _____

START WITH THE BASICS

FULL NAME: _____

AGE: _____

OCCUPATION: _____

SOCIAL CLASS:

QUIRKS AND MANNERISMS:

APPEARANCE MATTERS

HAIR:

EYES:


HEIGHT:

BODY TYPE:

UNIQUE FEATURES:


APPEARANCE MATTERS

DRAW A PICTURE OF YOUR CHARACTER:



DIG DEEPER

PERSONALITY TRAITS:



REACTIONS UNDER PRESSURE:



BACKSTORY MATTERS

CHILDHOOD MEMORIES:

FAMILY LIFE:

PAST RELATIONSHIPS:

BACKSTORY MATTERS


EDUCATION:

CAREER HISTORY

ADDITIONAL NOTES:


BACKSTORY MATTERS

KEY LIFE EVENTS (TIMELINE):

A large, empty rectangular box with a black border, intended for the user to write their key life events in a timeline format.

STRENGTHS AND WEAKNESSES

STRENGTHS:

A large, empty rectangular box with a black border, intended for the user to write their strengths.

STRENGTHS AND WEAKNESSES

WEAKNESSES:

LONG-TERM GOALS

LIST THEIR LONG-TERM GOALS:

WHAT EXTERNAL FORCES BLOCK THEM?

DEEPEST FEARS


WHAT ARE THEIR BIGGEST FEARS?

ANXIETIES & INSECURITIES

MOTIVATIONS THAT PROPEL THEM FORWARD:


INTERNAL CONFLICTS

DESCRIBE MORAL DILEMMAS OR CONFLICTING DESIRES:


A large, empty rectangular box with a black border, intended for students to write their responses to the prompt above. The box is currently blank.

RELATIONSHIPS

MENTORS:



COLLEAGUES/PARTNERS:




RELATIONSHIPS

FAMILY:




FRIENDS:




VOICE AND DIALOGUE

SPEECH STYLE:




DIALOGUE EXAMPLES:



VOICE AND DIALOGUE

DIALOGUE EXAMPLES (CONTINUED):



SENSORY DETAILS

FAVOURITE SIGHTS:

FAVOURITE SMELLS:

FAVOURITE FOOD/ TASTES:

SENSORY DETAILS

FAVOURITE SOUNDS:

FAVOURITE TEXTURES:

FAVOURITE ITEMS:


WORLDVIEW AND VALUES

CORE BELIEFS:

VALUES AND MORAL COMPASS:


VISUAL INSPIRATION

SPACE TO DRAW OR ADD PICTURES:




LET THEM EVOLVE

HOW MIGHT THEY GROW OR CHANGE THROUGHOUT THE STORY:

A large, empty rectangular box with a black border, intended for the student to write their response to the prompt above.

WRITE THEM IN ACTION

SHORT SCENES/VIGNETTES TO TEST THEIR BEHAVIOUR.



WRITE THEM IN ACTION

SHORT SCENES/VIGNETTES TO TEST THEIR BEHAVIOUR (CONTINUED).

